




District Health Assessment for Multiple District 330 through June 2025

District Name	Status/ Number of Months in Status *	Clubs							Membership							Member Strength		Cancellation		Reports			Finance		Leadership		
		Active Clubs	Clubs in Status Quo	Total Clubs	% Status Quo Clubs in Financial Suspension	New Clubs	Cancelled Clubs	YTD Net Club Gain/Loss	Current Members In Active Clubs	Current Members In Status Quo Clubs	Current Total Members Count	YTD Add	YTD Drop	YTD NetGrowth (includes Active and Status Quo)	YTD NetGrowth% (includes Active and Status Quo)	Member Count 12 Months Ago	Average Member Count Per Club	% of Clubs with less than 20 members	Average Cancelled Club Age	Members Lost Due to Cancelled Clubs	% of Clubs Reporting Service	% No MMR in 3 Months	% No Officer Report in 12 months	% of Clubs with balance 90+ days	Number of Zone Chairs Recorded	Number of Region Chairs Recorded	District Officers Vacancies **
330 A		177	0	177	0%	2	6	-4	4275	0	4275	488	883	-395	-8.46%	4,671	24	49%	31	78	59%	28%	1%	1%	31	14	
330 B		136	0	136	0%	2	2	0	3313	0	3313	400	366	34	1.04%	3,279	24	43%	57	19	61%	22%	0%	4%	31	11	
330 C		65	0	65	0%	2	3	-1	1498	0	1498	243	239	4	0.27%	1,494	23	51%	42	53	52%	25%	0%	0%	12	0	
		378	0	378	0%	6	11	-5	9086	0	9086	1131	1488	-357	-3.78%	9,444	24	47%	38	150	59%	25%	1%	2%	74	25	




District Health Assessment for Multiple District 331 through June 2025

		Clubs							Membership							Member Strength		Cancellation		Reports			Finance	Leadership			
District Name	Status/ Number of Months in Status *	Active Clubs	Clubs in Status Quo	Total Clubs	% Status Quo Clubs in Financial Suspension	New Clubs	Cancelled Clubs	YTD Net Club Gain/Loss	Current Members In Active Clubs	Current Members In Status Quo Clubs	Current Total Members Count	YTD Add	YTD Drop	YTD NetGrowth (includes Active and Status Quo)	YTD NetGrowth% (includes Active and Status Quo)	Member Count 12 Months Ago	Average Member Count Per Club	% of Clubs with less than 20 members	Average Cancelled Club Age	Members Lost Due to Cancelled Clubs	% of Clubs Reporting Service	% No MMR in 3 Months	% No Officer Report in 12 months	% of Clubs with balance 90+ days	Number of Zone Chairs Recorded	Number of Region Chairs Recorded	District Officers Vacancies **
331 A		68	0	68	0%	0	2	-2	2281	0	2281	263	323	-60	-2.56%	2,341	34	24%	45	32	81%	10%	0%	0%	12	0	
331 B		66	0	66	0%	0	3	-3	1816	0	1816	114	195	-81	-4.27%	1,897	28	39%	50	56	53%	24%	0%	6%	11	0	
331 C		42	0	42	0%	0	1	-1	1388	0	1388	105	193	-88	-5.96%	1,476	33	19%	58	34	74%	17%	0%	0%	9	0	
		176	0	176	0%	0	6	-6	5485	0	5485	482	711	-229	-4.01%	5,714	31	28%	50	122	69%	17%	0%	2%	32	0	




District Health Assessment for Multiple District 332 through June 2025

		Clubs							Membership							Member Strength		Cancellation		Reports			Finance	Leadership			
District Name	Status/ Number of Months in Status *	Active Clubs	Clubs in Status Quo	Total Clubs	% Status Quo Clubs in Financial Suspension	New Clubs	Cancelled Clubs	YTD Net Club Gain/Loss	Current Members In Active Clubs	Current Members In Status Quo Clubs	Current Total Members Count	YTD Add	YTD Drop	YTD NetGrowth (includes Active and Status Quo)	YTD NetGrowth% (includes Active and Status Quo)	Member Count 12 Months Ago	Average Member Count Per Club	% of Clubs with less than 20 members	Average Cancelled Club Age	Members Lost Due to Cancelled Clubs	% of Clubs Reporting Service	% No MMR in 3 Months	% No Officer Report in 12 months	% of Clubs with balance 90+ days	Number of Zone Chairs Recorded	Number of Region Chairs Recorded	District Officers Vacancies **
332 A		63	0	63	0%	3	2	1	1977	0	1977	226	195	31	1.59%	1,946	31	25%	51	41	51%	24%	0%	2%	11	5	
332 B		49	0	49	0%	1	2	-1	1705	0	1705	108	229	-121	-6.63%	1,826	35	20%	47	36	78%	8%	0%	2%	10	0	
332 C		55	0	55	0%	0	0	0	1455	0	1455	110	140	-30	-2.02%	1,493	26	40%	0	0	55%	24%	4%	7%	9	0	
332 D		64	0	64	0%	0	2	-2	2009	0	2009	200	232	-32	-1.57%	2,040	31	19%	47	14	100%	28%	0%	6%	12	0	
332 E		48	0	48	0%	0	0	0	1525	0	1525	97	144	-47	-2.99%	1,572	32	19%	0	0	63%	10%	0%	2%	10	0	2nd VDG
332 F	T(20)	42	0	42	0%	0	2	-2	1062	0	1062	63	154	-91	-7.89%	1,153	25	45%	35	23	43%	31%	33%	7%	8	0	
		321	0	321	0%	4	8	-4	9733	0	9733	804	1094	-290	-2.89%	10,030	30	27%	45	114	66%	21%	5%	4%	60	5	



District Health Assessment for Multiple District 333 through June 2025

		Clubs							Membership							Member Strength		Cancellation		Reports			Finance	Leadership			
District Name	Status/ Number of Months in Status *	Active Clubs	Clubs in Status Quo	Total Clubs	% Status Quo Clubs in Financial Suspension	New Clubs	Cancelled Clubs	YTD Net Club Gain/Loss	Current Members In Active Clubs	Current Members In Status Quo Clubs	Current Total Members Count	YTD Add	YTD Drop	YTD NetGrowth (includes Active and Status Quo)	YTD NetGrowth% (includes Active and Status Quo)	Member Count 12 Months Ago	Average Member Count Per Club	% of Clubs with less than 20 members	Average Cancelled Club Age	Members Lost Due to Cancelled Clubs	% of Clubs Reporting Service	% No MMR in 3 Months	% No Officer Report in 12 months	% of Clubs with balance 90+ days	Number of Zone Chairs Recorded	Number of Region Chairs Recorded	District Officers Vacancies **
333 A	T(7)	70	0	70	0%	1	0	1	2714	0	2714	347	241	106	4.06%	2,608	39	20%	0	0	90%	9%	4%	3%	12	0	
333 B		47	0	47	0%	1	0	1	1121	0	1121	130	364	-234	-17.27%	1,355	24	49%	0	0	70%	21%	0%	11%	7	0	
333 C		96	0	96	0%	0	7	-7	2479	0	2479	223	406	-183	-6.87%	2,662	26	36%	38	60	88%	22%	0%	3%	39	0	
333 D		42	0	42	0%	0	4	-4	1555	0	1555	125	292	-167	-9.70%	1,722	37	19%	34	64	100%	19%	0%	0%	8	0	DG
333 E		77	0	77	0%	0	2	-2	3384	0	3384	273	552	-279	-7.62%	3,663	44	19%	43	37	100%	6%	0%	0%	14	0	
		332	0	332	0%	2	13	-11	11253	0	11253	1098	1855	-757	-6.30%	12,010	34	29%	38	161	90%	15%	1%	3%	80	0	



District Health Assessment for Multiple District 334 through June 2025

District Name	Status/ Number of Months in Status *	Clubs							Membership							Member Strength		Cancellation		Reports			Finance	Leadership			
		Active Clubs	Clubs in Status Quo	Total Clubs	% Status Quo Clubs in Financial Suspension	New Clubs	Cancelled Clubs	YTD Net Club Gain/Loss	Current Members In Active Clubs	Current Members In Status Quo Clubs	Current Total Members Count	YTD Add	YTD Drop	YTD NetGrowth (includes Active and Status Quo)	YTD NetGrowth% (includes Active and Status Quo)	Member Count 12 Months Ago	Average Member Count Per Club	% of Clubs with less than 20 members	Average Cancelled Club Age	Members Lost Due to Cancelled Clubs	% of Clubs Reporting Service	% No MMR in 3 Months	% No Officer Report in 12 months	% of Clubs with balance 90+ days	Number of Zone Chairs Recorded	Number of Region Chairs Recorded	District Officers Vacancies **
334 A		102	0	102	0%	1	4	-3	4986	0	4986	608	581	27	0.54%	4,960	49	13%	38	52	88%	10%	0%	1%	17	0	
334 B		71	0	71	0%	1	0	1	3222	0	3222	239	331	-92	-2.78%	3,314	45	17%	0	0	89%	14%	0%	0%	11	0	2nd VDG
334 C		67	0	67	0%	0	2	-2	2666	0	2666	199	284	-85	-3.09%	2,751	40	22%	44	27	85%	10%	0%	0%	14	0	
334 D		89	0	89	0%	0	1	-1	4180	0	4180	286	330	-44	-1.04%	4,225	47	11%	18	14	67%	10%	1%	4%	18	0	
334 E		46	0	46	0%	0	0	0	2065	0	2065	162	173	-11	-0.53%	2,077	45	13%	0	0	96%	17%	0%	0%	9	4	
		375	0	375	0%	2	7	-5	17119	0	17119	1494	1699	-205	-1.18%	17,327	46	15%	37	93	84%	12%	0%	1%	69	4	



District Health Assessment for Multiple District 335 through June 2025

District Name	Status/ Number of Months in Status *	Clubs							Membership							Member Strength		Cancellation		Reports			Finance		Leadership		
		Active Clubs	Clubs in Status Quo	Total Clubs	% Status Quo Clubs in Financial Suspension	New Clubs	Cancelled Clubs	YTD Net Club Gain/Loss	Current Members In Active Clubs	Current Members In Status Quo Clubs	Current Total Members Count	YTD Add	YTD Drop	YTD NetGrowth (includes Active and Status Quo)	YTD NetGrowth% (includes Active and Status Quo)	Member Count 12 Months Ago	Average Member Count Per Club	% of Clubs with less than 20 members	Average Cancelled Club Age	Members Lost Due to Cancelled Clubs	% of Clubs Reporting Service	% No MMR in 3 Months	% No Officer Report in 12 months	% of Clubs with balance 90+ days	Number of Zone Chairs Recorded	Number of Region Chairs Recorded	District Officers Vacancies **
335 A		60	0	60	0%	1	2	-1	1535	0	1535	174	202	-28	-1.79%	1,563	26	35%	45	20	68%	18%	0%	2%	11	4	GMT
335 B		137	0	137	0%	1	6	-5	5729	0	5729	628	775	-147	-2.50%	5,877	42	12%	52	132	84%	7%	0%	1%	18	10	
335 C		96	0	96	0%	0	3	-3	3333	0	3333	332	421	-89	-2.60%	3,422	35	23%	60	40	99%	9%	0%	4%	20	0	
335 D		50	0	50	0%	0	3	-3	1381	0	1381	109	195	-86	-5.86%	1,467	28	40%	47	44	40%	20%	2%	4%	9	0	
		343	0	343	0%	2	14	-12	11978	0	11978	1243	1593	-350	-2.84%	12,329	35	23%	52	236	79%	12%	0%	3%	58	14	



District Health Assessment for Multiple District 336 through June 2025

District Name	Status/ Number of Months in Status *	Clubs							Membership							Member Strength		Cancellation		Reports			Finance		Leadership		
		Active Clubs	Clubs in Status Quo	Total Clubs	% Status Quo Clubs in Financial Suspension	New Clubs	Cancelled Clubs	YTD Net Club Gain/Loss	Current Members In Active Clubs	Current Members In Status Quo Clubs	Current Total Members Count	YTD Add	YTD Drop	YTD NetGrowth (includes Active and Status Quo)	YTD NetGrowth% (includes Active and Status Quo)	Member Count 12 Months Ago	Average Member Count Per Club	% of Clubs with less than 20 members	Average Cancelled Club Age	Members Lost Due to Cancelled Clubs	% of Clubs Reporting Service	% No MMR in 3 Months	% No Officer Report in 12 months	% of Clubs with balance 90+ days	Number of Zone Chairs Recorded	Number of Region Chairs Recorded	District Officers Vacancies **
336 A		132	0	132	0%	3	5	-2	4793	0	4793	495	652	-157	-3.17%	4,949	36	12%	51	80	68%	16%	0%	2%	23	9	
336 B		78	0	78	0%	1	4	-3	2377	0	2377	274	273	1	0.04%	2,376	30	31%	37	49	79%	18%	0%	3%	15	0	
336 C		75	0	75	0%	0	1	-1	2655	0	2655	193	265	-72	-2.64%	2,727	35	16%	46	15	81%	11%	3%	0%	11	4	
336 D		85	0	85	0%	4	1	3	2549	0	2549	338	333	5	0.20%	2,544	30	24%	49	17	67%	18%	2%	0%	15	7	
		370	0	370	0%	8	11	-3	12374	0	12374	1300	1523	-223	-1.77%	12,596	33	19%	45	161	73%	16%	1%	1%	64	20	



District Health Assessment for Multiple District 337 through June 2025

District Name	Status/ Number of Months in Status *	Clubs							Membership							Member Strength		Cancellation		Reports			Finance	Leadership			
		Active Clubs	Clubs in Status Quo	Total Clubs	% Status Quo Clubs in Financial Suspension	New Clubs	Cancelled Clubs	YTD Net Club Gain/Loss	Current Members In Active Clubs	Current Members In Status Quo Clubs	Current Total Members Count	YTD Add	YTD Drop	YTD NetGrowth (includes Active and Status Quo)	YTD NetGrowth% (includes Active and Status Quo)	Member Count 12 Months Ago	Average Member Count Per Club	% of Clubs with less than 20 members	Average Cancelled Club Age	Members Lost Due to Cancelled Clubs	% of Clubs Reporting Service	% No MMR in 3 Months	% No Officer Report in 12 months	% of Clubs with balance 90+ days	Number of Zone Chairs Recorded	Number of Region Chairs Recorded	District Officers Vacancies **
337 A		110	0	110	0%	2	3	-1	4169	0	4169	405	501	-96	-2.25%	4,264	38	13%	34	63	73%	9%	0%	2%	22	6	
337 B		57	0	57	0%	1	2	-1	2044	0	2044	150	212	-62	-2.94%	2,106	36	12%	45	43	100%	7%	0%	0%	11	2	
337 C		70	0	70	0%	0	1	-1	2836	0	2836	292	291	1	0.04%	2,835	41	17%	22	13	53%	16%	6%	4%	10	0	
337 D		68	0	68	0%	1	2	-1	2001	0	2001	222	275	-53	-2.58%	2,054	29	25%	60	16	60%	12%	0%	0%	11	1	GLT
337 E		51	0	51	0%	0	1	-1	1626	0	1626	143	222	-79	-4.63%	1,705	32	25%	56	17	100%	22%	0%	0%	11	0	
		356	0	356	0%	4	9	-5	12676	0	12676	1212	1501	-289	-2.23%	12,964	36	18%	43	152	75%	12%	1%	1%	65	9	

* - District Status: P - Provisional, T - Transitional.
** - District Officers Vacancies: DG - District Governor, 1st VDG - First Vice District Governor, 2nd VDG - Second Vice District Governor.